

SECRET

TOP SECRET

AUTH: CG, 96th Inf Div

INITIAL: S/C.T.DeR, G-3

DATE: 5 March 1945.

Hq. 1st Amph Trac Bn

IN THE FIELD, APO 235

10 March 1945.

Annex CHARLIE to FO 1 ABLE.

SHIP TO SHORE MOVEMENT PLAN

1. Landing Schedule (Appendix 3).

2. ASSAULT PHASE.

a. Formation.

(1) Two Naval guide boats (LCVP) will meet each LVT wave upon launching from LSTs and guide waves into position near LOD just seaward of SC 1314 and SC 1323 which will mark the LOD at the centre of Beaches WHITE 1 and WHITE 2 - 3, respectively. Naval guide boats will take positions on both flanks of each wave. (See Wave Formation Diagram, Appendix 4).

b. Movement.

- (1) LCG Gunboat precedes assault waves taking position between Beaches WHITE 2 & WHITE 3 just seaward of reef, thereby marking the point at which waves split to land on these beaches.
- (2) Control vessel will raise numeral one (1) flag five minutes prior to time first wave crosses LOD. When the numeral one (1) flag is struck, first wave crosses LOD enroute to beaches, led by wave guide boats on their respective beaches. Control vessel then raises numeral two (2) flag and when struck the second wave crosses LOD enroute to beach. So Control Vessels follow Sixth Wave.
- (3) SC 1314 and SC 1323 halt approximately fifteen hundred yards from shore, marking the transfer line and centre of Beaches WHITE 1 and WHITE 2 - 3, respectively, assault waves continue past these vessels and into the beach. (See Ship to Shore Control Diagram, App 1)

TRANSFER PHASE.

General.

- (1) After landing assault waves, companies rally in position shown on Operations Map, Annex ABLE, and form transfer waves of eight LVTs each. Platoon Officers commanding LVT waves hoist numeral flag corresponding to their numbered wave.
- (2) Transfer waves move from rally area to position approximately one hundred yards seaward of SC 1323 so as to arrive in this position by H + 50. (See Transfer Plan Diagram, Appendix 2).
- (3) Reserve Bn, boated in waves of 8 LCVPs each, will move to the correct LVT wave group and transfer personnel. Each LCVP will bear a numbered wave marker which will be transferred to and become the LVT wave marker. Leading LCVP in each wave group will transfer personnel to LVT Platoon Leader's vehicle and then become the Naval guideboat and lead the LVT wave into position.

SECRET

CLASSIFICATION CHANGED TO:
C&E
BY AUTHORITY OF THE ADJUTANT GENERAL

1944
DOWNGRADING COMMITTEE

55

~~SECRET~~

- (4) Naval Guide Boat Officers are responsible for leading waves into correct position, LVT Platoon Officers are responsible for vehicles forming in proper order and making landing. Vehicles numbered from right to left (facing beach), lowest number on the right.
- (5) The initial assault waves landing on Beaches WHITE 2 & 3 split at LCC gunboat as follows:

	<u>Lands on WHITE 2</u>	<u>Lands on WHITE 3</u>
Wave 1	5 tanks	9 tanks
Wave 2	4 LVTs	4 LVTs
Wave 3	4 LVTs	3 LVTs
Wave 4	3 LVTs	5 LVTs
Wave 5	4 LVTs	4 LVTs
Wave 6	5 LVTs	4 LVTs

All transfer waves of eight vehicles split at LCC gunboat, landing equally four LVTs on Beach WHITE 2 and four LVTs on Beach WHITE 3.

4. CARGO UNLOADING PHASE.

a. General.

- (1) During transfer phase, all LVTs in rally area not needed for transfer of personnel, will be available for priority cargo unloading.
- (2) Upon completion of transfer phase, battalion will pass to operational control of 170th Engr Bn (Shore Party) and all operative vehicles will be utilized for unloading cargo and performing such other details as are assigned by battalion.
- (3) LVTs engaged in cargo unloading from LSTs are not required to check at control boat as this battalion will unload only LSTs whose cargo is destined for WHITE Beaches. Cargo to be unloaded at the proper beach dumps in accordance with beach markers erected by Shore Party.

5. CONTROL.

a. Procedure.

- (1) All personnel will be thoroughly instructed that the chain of command will be adhered to. Companies will perform no tasks not assigned by battalion, platoons will perform no tasks assigned by company, sections and individual LVTs will perform only tasks assigned by Platoon Leaders.
- (2) Personnel will be further instructed that upon completion of a specific mission, vehicles will immediately report back to their Platoon Leaders either physically or by radio for further assignment.
- (3) All higher and adjacent units have been so instructed and will request LVTs through battalion.
- (4) Company Commanders will keep battalion informed at all times of the status of their vehicles so that proper assignment of details may be made.

b. Liaison.

- (1) LVT Liaison Officers on Control vessel and with Beachmasters will forward requests for LVTs to battalion.
- (2) Captain Douglas will report aboard PC 578 (TransDiv Control Boat) initially, later aboard SC 1523 (Beach WHITE 2 - 3 Control Boat) with radio operator and SCR 509 for Naval liaison.

~~SECRET~~

- (3) Captain Friesland will report to CO, 170th Engr Bn when Shore Party lands with radio operator, SCR 509, and telephone, for Shore Party liaison.
- (4) Lt. Roach will report to the Beachmaster, Beach WHITE 1 with radio operator, SCR 509, and telephone, for beach liaison.
- (5) Captain Farnsworth will report to the Beachmaster, Beach WHITE 3 with radio operator, SCR 509, and telephone, for beach liaison.

6. GENERAL INSTRUCTIONS.

a. Identification.

- (1) During assault phase, LVTs will fly colored flags to identify command vehicles as follows:

Bn Commander	-	Red Flag
CO Commander	-	Orange Flag
Wave Commander	-	Green Flag

b. Abandoned Vehicles.

- (1) Whenever a vehicle must be abandoned, machine guns, ammunition, and anything of use to the enemy will be removed.

c. Distress Signal.

- (1) All LVTs will be equipped with a red flag mounted on a short staff. This flag will be carried concealed until mechanical or similar trouble develops in which case the flag will be waved vigorously and continuously until help arrives.
- (2) Distress flag will not be mounted or flown in any way that would confuse it with the Bn Commander's flag mentioned in par. 6a1, above.

OFFICIAL: *[Signature]*

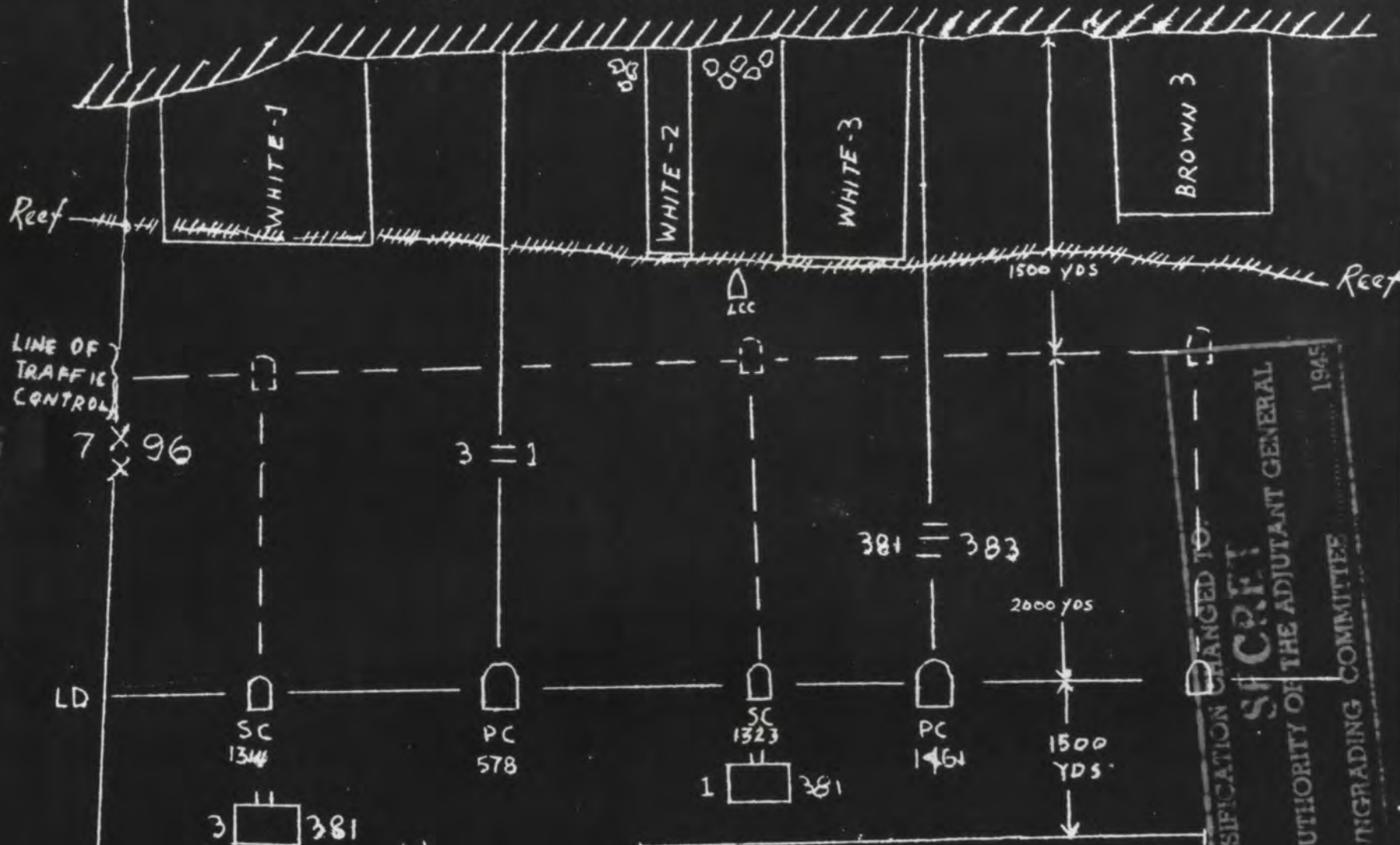
S-3.

PLANT
Comdg.

APPENDICES:

- Appendix 1 - Ship to Shore Control Diagram.
- Appendix 2 - Transfer Plan Diagram.
- Appendix 3 - Landing Schedule.
- Appendix 4 - Wave Formation Diagram.

SHIP TO SHORE CONTROL DIAGRAM



NOTE:- TRANSPORT AREA IS
APPROX 7000 YDS. FROM LD.

SECRET

CLASSIFICATION CHANGED TO:
SECRET
 BY AUTHORITY OF THE ADJUTANT GENERAL
 DOWNGRADING COMMITTEE
 1945

TOP SECRET
TRANSFER PLAN DIAGRAM
(RESERVE BN'S)

BEACH BROWN 4 (BLT 2/383)

&

BEACH WHITE 3 (BLT 3/381)

ASSEMBLY
AREA


B 728

B 728

ASSEMBLY
AREA

SC

LINE OF
TRAFFIC CONTROL



SECRET

CLASSIFICATION CHANGED TO:
~~SECRET~~
BY AUTHORITY OF THE ASSISTANT GENERAL
DOWNGRADING COMMITTEE

1945

SECRET

APPENDIX #3 to AIRBORNE LIEUTENANT
SHIP TO SHORE MOVEMENT PLAN.

TOP SECRET
AUTHORITY: CG, 96th Inf Div
INITIALS: C.T.D.H., G-3
DATE: 5 March 1945.

Re 7200th Trac Bn
IN THE FIELD, APO 235,
7 March 1945.

LANDING SCHEDULE

Phase	Wave No.	Time	WHITE 1		Boats	Time	WHITE 2 & 3		Boats
			Unit				Unit		
Assault Waves	1	H/0	Am Tks -		14	H/0	Am Tks -		14
			B/780				A/780		
	2	H/2	Assault Cos		8	H/2	Assault Cos		8
				3/381				1/381	
	3	H/6	do.		7	H/6	do.		7
	4	H/12	Hv Wpn Co(-)		7	H/12	Hv Wpn Co(-)		7
			3/381				1/381		
	5	H/18	Res Co-3/381		8	H/18	Res Co-1/381		8
	6	H/24	Bn Hq Co-3/381		8	H/24	Bn Hq Co-1/381		8
Support Waves	7	H/30	Adv SP & BP		9	H/30	Adv SP & BP		8
	8	H/50	Tks 1/D/763		7	H/50	Tks 1/B/763		6
	9	H/55	Tks 2/D/763		5	H/55	Tks 2/B/763		6
	10	H/60	Tks 3/D/763		5	H/60	Tks 3/B/763		5
	11	H/65	Com Mort C/88		12	H/65	AT 381		9
	12	H/70	AT & Cn3/381		6				
Reserve Bn	1					H/60*	Assault Cos		8
	2						2/381		
	3						do.		8
	4						Hv Wpn Co(-)		8
	5						Res Co 2/381		8
							Bn Hq Co-2/381		8
CT Troops	6					H/85*	CT Hq		9
	7					H/90*	361 FA		5
	8						361 FA		5
	9						361 FA		5
	10		H/105*	Co C 170		5(?)	H/105*	Co A, 170	
			Engr Bn (-)				Engr Bn(-)		
Reserve Regiment #	1					Y/0	1st Wave 3/382		8
	2					Y/2	2d Wave 3/382		8
	3					Y/6	3d Wave 3/382		8
	4					Y/12	4th Wave 3/382		8
	5					Y/18	5th Wave 3/382		8
	6					Y/24	6th Wave 3/382		3

*Times so marked indicate hour to report to control vessel. CT Comdr will order waves ashore.

CT 382 will be prepared to land as indicated on order CG, 96th Inf Div. "X" hour is approximately H/5. "Y" hour will either be late on L Day or early on L+1 Day.

6

SECRET

Appendix 4 to Annex CHARLIE

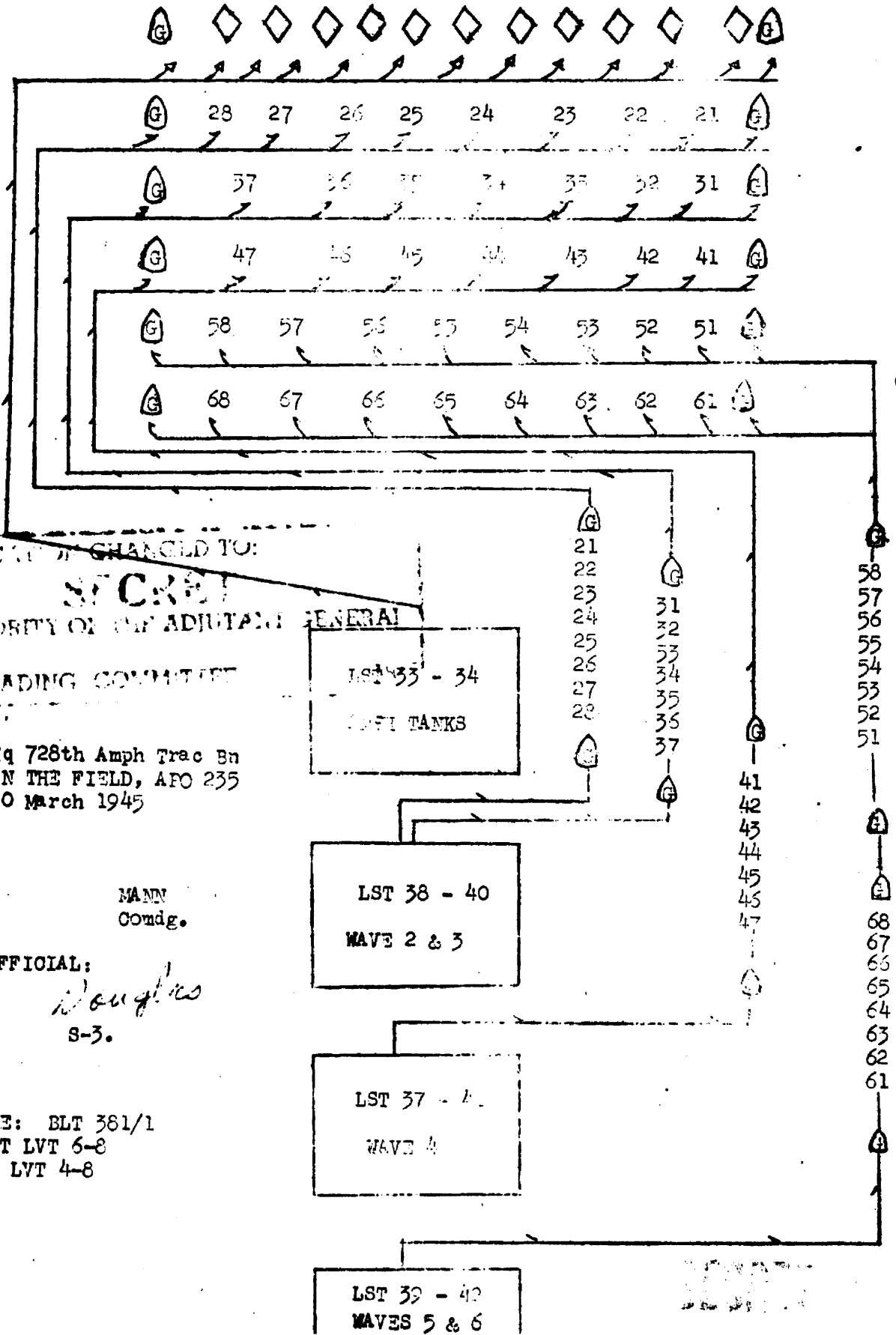
WAVE FORMATION DIAGRAM

SECRET:

AUTH: CG, 96th Inf Div

INITIALS: s/C.T.DeH, G-3

DATE: 5 March 1945.



CLASSIFICATION CHANGED TO:
SECRET
 BY AUTHORITY OF THE ADJUTANT GENERAL
 DOWNGRADING COMMITTEE

Hq 728th Amph Trac Bn
 IN THE FIELD, APO 235
 10 March 1945

MANN
 Comdg.

OFFICIAL:
Douglas
 S-3.

NOTE: BLT 381/1
 OMIT LVT 6-8
 ADD LVT 4-8

58
 57
 56
 55
 54
 53
 52
 51
 41
 42
 43
 44
 45
 46
 47
 68
 67
 66
 65
 64
 63
 62
 61